



How to Develop a CEN Workshop Agreement (CWA) with NetworkNature


Monika Heyder, NetworkNature

06.12.2024

Getting Started

Step 1: Express your interest	1
Step 2: Collaborate with Like-Minded Stakeholders	2
Step 3: Develop the Agreement	3
Step 4: Host Workshops and Refine the Agreement	4
Step 5: Share your Success	5

NetworkNature is here to support the initiation and communication of the development of CWAs that drive innovation and collaboration. To get started, you need to identify the following:

- The lead person (convenor) of the CEN Workshop Agreement (CWA)
- The collaborators from across NetworkNature projects and Task Forces
- Your contact to CEN-CENELEC Management Centre
- Your supporting secretariat in a national standards-developing organization (SDO)
- And that you secure funding of about 25-40k Euros
-  Get more insights by consulting the CEN/CENELEC website on the [CWA process](#) and the [detailed Guide 29](#). Follow these simple steps to get started and understand what it entails to launch and conduct a CWA.

Step 1

Express your interest

Are you ready to make an impact? Start by expressing your interest in developing a CWA.

 **Action:** Contact NetworkNature at standardisation@NetworkNature.eu.

Here's what we'll need from you:

1. Topic Specification:

- Clearly outline the **objective** of the proposed CWA.
- Explain **why** it is essential to address the topic.
- Describe the **methodology** for achieving the objective.
- Highlight **where** the CWA will be applied and **who** should be involved.

2. Funding Commitment:

- Confirm your commitment to fund the process.
- In case you have no specific task on standardization in your project, you may want to consider it as a dissemination action
- Reach out to your PO to align the commitment.

3. Lead Person and Organisation:


- Share the name of the **lead person** and their organisation.

Submit your expression of interest by 17th December 2024.

Step 2

Collaborate with Like-Minded Stakeholders

We believe in the power of collaboration and will help you find the right partners.


 **Action:** The NetworkNature team will review the expressions of interest and contact Task Force members with similar interests to connect them. NetworkNature's role is to **ensure group(s) are created**, bringing together like-minded stakeholders who can work collaboratively to co-create the CWA.

TF member clustering to be completed by 20th January 2025 by the NetworkNature Team.

Step 3

Develop the Agreement

With the framework in place, it's time to bring your CWA to life.

 **Action:** NetworkNature will coordinate with the HS Booster to guide the CWA development process. The lead will engage with CEN-CENELEC Management Centre (CCMC) or standards-developing organisation (SDO).

Steps to follow by the lead person in the CWA development:


1. **Engage an SDO:**
 - Reach out to the **CEN-CENELEC Management Centre (CCMC)** for help finding a national standards-developing organisation (SDO).
 - Or contact an already-known SDO to provide the necessary support.
2. **Collaborate with a CEN Technical Committee:**
 - The selected SDO will liaise with the relevant CEN technical committee to ensure technical accuracy and alignment.

Agreement development is expected to take approximately two months.

Step 4

Host Workshops and Refine the Agreement

It's time to create, review, and refine your CWA.

 **Action:** The lead, with the support of the SDO will develop and execute the CWA through a series of workshops.

Here's how:

- 1. Business Plan Development:**
 - Collaboratively create the business plan using the template provided by CCMC.
- 2. Kick-off Development:**
 - Approve the business plan and begin drafting the CWA with stakeholder input.
- 3. Workshops and Reviews:**
 - Host workshops to draft and refine the document.
 - Engage participants in **iterative discussions** to improve content.
- 4. Open Commenting Phase:**
 - Publish the draft for a **30-day public commenting period**.
 - Ensure agreement is reached with all parties involved.
- 5. Final Agreement:**
 - Reach consensus on the final version.

 **Output:** A completed CWA, ready for publication.

Execution of the workshop phase is expected to take approximately one year.

Step 5

Share Your Success

Let's share what you and the experts have accomplished!

 **Action:**

- 1. Publication:**
 - Publication of the finalised CWA, edited and published by the CEN-CENELEC Management Centre.
- 2. Notification:**
 - The SDO informs all relevant CEN Technical Committees and shares the output.
- 3. Dissemination:**
 - NetworkNature will share the achievement with relevant stakeholders and the broader community in different channels.

Ready to get started? We're here to help you every step of the way. Let's work together to make your vision a reality!



Contact us at: standardisation@NetworkNature.eu



Network
Nature

