

Seedbed intervention

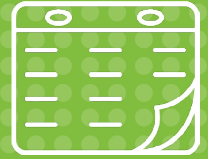


Versailles



Fig. 105 Set-up of the tents for the workshops/ photo credit: Pierrick Daul

Versailles



14th and 22th of July, 2022
2 pm – 5:30 pm/ 6pm – 8:30 pm
Square Blaise Pascal



80 people attended
the workshops



38 people filled out the survey



Fig. 106 Producing apple juice/ photo credit: Pierrick Daul

The seedbed intervention in Versailles took place in the Square Blaise Pascal which will be the site of the NBS interventions and is currently composed of 3 sections: 1300sqm park for children with many play facilities, 1730sqm park intensive green space with cherry trees and ping pong tables and a 6900sqm area for football and basketball. The workshops on the 14th of July attracted a total of about 80 participants.

The objectives of the day were to raise awareness about nature and to discuss the advantages and disadvantages of ideas for the future square.

Fresh apple juice was pressed to show how apples are turned into a product like apple juice. In parallel, the photovoice method and the canvas method were carried out. Insight into the results on page 6 and 8!

There was also the opportunity to take part in a survey on the future of the park via a QR code. In addition, the city of Versailles organized an action during the event where participants could draw their park of the future and include their wishes.



Scan me to find more pictures from the event!



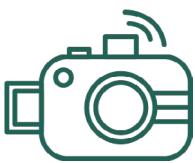
Fig. 107 Photographic expression/
photo credit: Pierrick Daul



Fig. 108 Collage of seedbed interventions/ photo credit: Pierrick Daul/ Julia Gäckle



An apple juice workshop was offered to learn how to produce fresh apple juice “from tree to belly”. Visitors were able to taste handmade apple juice while talking about the wide range of possible nature-based solutions and about their own ideas how to transform the city.



The Photovoice method was very successful: at least 20 photos were taken by participants and described with personal feelings. The participants were enthusiastic about the action, especially that they could freely choose a place and go on a search with the camera.



All visitors were invited to draw their own ideal parks and playgrounds which were collected afterwards to create green spaces more suitable to their users. This was also a good way to start discussions about each other’s ideas and to learn more about the different wishes.

The networking of different local actors can be seen as the main success of the day. Neighbors came together with members of the city or with guests from other cities/countries and engaged in lively discussions. Furthermore, the simple production of apple juice on site generated valuable knowledge in terms of local food production!

The marketing of local products should be promoted more!

An “edible” park with many different plants would be my wish!



Pictures of the day



Fig. 109 Explaining the photovoice method to interested visitors/ photo credit: Pierrick Daul

One of the actions in the course of the Seedbed interventions, the Photovoice method, was very well received by the visitors after partners of GGR together explained everything in detail in French and English to the participants and accompanied them while taking photos.




Fig. 110 A wide variety of different photos created by the participants and linked to different feelings/ photo credit: Pierrick Daul



Fig. 111 Picking apples to produce fresh apple juice/ photo credit: Pierrick Daul

Another highlight, also to promote the sense of community, was the joint apple juice making. Everyone pitched in and there was a lot of discussion about the fact that urban greenery should also be more edible again.

Preparation by the city

The team in Versailles (led by Franck Remy) promoted the event on the City of Versailles website and local Facebook group prior to the implementation of the seedbed intervention and invited people to participate. Furthermore, a poster with relevant information about the GoGreenRoutes project and the seedbed intervention event was created in advance and displayed at the two entrances of the park, in the two Montreuil neighbourhood houses, and during a local event, the association forum, previously organised by the neighbourhood life, youth and leisure department.

The local taskforce was invited and informed about the seedbed intervention via three emails beforehand.

Several partners of the City of Versailles were heavily involved both in the preparations and on the ground:

- Director of the Green Space department: present to discuss the redevelopment project
- Biodiversity officer: organisation and animation of the Land'art, Draw your park and a scavenger hunt
- Eco-gardeners: organisation and animation of the apple juice workshop
- Solidarity Department: three elderly people from the neighbourhood who took charge of the organisation of a mid-afternoon snack
- Director of the Montreuil - Vauban neighbourhood house: present to represent the neighbourhood and discuss the project
- Innovative projects unit: GGR project manager in charge of coordinating the teams and providing various materials (posters, paper, felt pens, 30 kg of apples)
- Local taskforce
- Technical services: in charge of preparing the site (installation of tents, tables, and chairs)
- Landscape designer: Co-Creation Workshop: Draw your park

No temporary structural changes had to be made onsite, the event was equipped with temporary furniture on the morning of the event.

1. It took a lot of preparation time- always plan in more time and people who can help. Even if the activities on site seemed easy and informal to set up, it took quite some effort to create a trustful atmosphere in which people are open to share their thoughts.

2. The event started around 2PM, maybe an earlier start would have enabled more people to join in the activities.



Fig. 112 Fresh apple juice/
photo credit: Pierrick Daul

Day of intervention

On the day of the intervention, two tents were set up. In the first one information about the GoGreenRoutes project and the event was provided. The team in Versailles also organised a scavenger hunt. The aim was to find clues in the park with the help of a map. Each of these clues was related to nature. All the clues together solved a riddle. Another activity was “Draw your park”, in which participants were asked to draw their dream park of the future.



Fig. 113 Set-up of the tents for the workshops/ photo credit: Pierrick Daul

In the second tent, the Versailles team offered another activity parallel to the Draw your park workshop: A land art workshop in which visitors could create animals using natural elements from the park. The canvas method was also performed in the second tent. For this, a table was set up on which several large white sheets were attached, and a specific question was asked:

If you had 3 wishes for the place, what would you wish for?

The task was explained to the participants in different languages (French, German, English). In addition, the photovoice method was carried out in this tent. An Instax camera was placed on a small chair and instructions were given for the tasks of taking a photo and selecting one of the listed emotions for the photo. Between the two tents, visitors, some of them organisers, chatted and provided chairs. The “Apple Juice Workshop” took place between the two tents. The machine for pressing apples was presented and the product, the juice, was distributed among the visitors. Everyone could take part in pressing the apples.

Timeline

- 2:00pm
Opening of the event by Franck Remy, information about local projects
- 2:00 - 3:00pm
Orientating race with riddle
- 2:00 - 5:30pm
Photovoice and Canvas method were introduced and done together with participants
- 3:00 - 4:00pm
Apple juice workshop
- 3:00 - 5:00pm
Draw your park workshop, Landart workshop
- 2:00 - 5:30pm
Survey was open to access and explained via QR-code
- 2:00 - 5:30pm
Talks and walks with participants during the time they e.g. took photos for the photovoice approach

The apple juice workshop was truly a highlight, and well received. While being informative of the production process, it also provided neighbors the opportunity to connect. Soon, ideas were exchanged about what could happen with the remaining fruit products of the apples.
(Observation Julia Gäckle)



Fig. 114 Process of making apple juice/ picture credit: Pierrick Daul

Outside of the context of the event, but directly linked to the seedbed intervention, a follow-up co-creation workshop was organised on 22 September from 6 to 8.30 pm at the Montreuil - Vauban neighbourhood house, near the Square Blaise Pascal.

The objective of this workshop was to invite the members of our local taskforce to reflect on the development project with the help of a model and examples of nature-based solutions. The co-creation workshop was mainly organised by the landscape designer from the city of Versailles who was also present on the day of the seedbed intervention. A large-scale plan of the square, models of urban furniture, sports areas and other green spaces represented to scale, was prepared for the workshop. Additionally, the room was decorated with boards presenting best-practice examples of nature-based solutions. Also invited was the sports Director of the city of Versailles who participated in the organisation and the workshop itself in order to share his experience on the development of sports areas.

„It was nice sunny day in September in Versailles, lots of opinions were collected and showed the main interests of the people in an easy way.”

“The games/ workshops/ action raised the awareness of the people for their surroundings and caused them to view the area in a different light, causing new questions and possibilities.”

The event left a positive impression on participants. They were surprised that they could express their opinion so early in the process and were curious to see if they would really see parts of their wishes implemented later. The activities were also seen as positive by both organisers and participants and stimulated reflection on local nature. As a result, some of the visitors came back a second time to add their wishes to the canvas, as other ideas occurred to them.

Canvas

As part of the seedbed intervention, a canvas was set up under one of the tents. The canvas method includes large, white sheets of paper laid out on a table. Above the table hung a banner with the question, participants were supposed to answer. Participants were able to discuss intensively with GGR partners about their wishes and, if needed, also walk through the area and further address what changes they would see. Often this led to valuable insight, as they shared local knowledge in the process. For example, many visitors were keen to see the coloured markings for the basketball area renewed, and the area made more secure. The wish for a “water element” was also at the center of many discussions. Overall, the wish for more flower diversity was also central. Overall, the exercise was very well received, and participants were excited to be consulted before decisions are made regarding the redesign of the place and to be able to contribute in this informal way.



Fig. 115 ‚Draw your park‘/
photo credit: Pierrick Daul

“You have 3 wishes free for the space Blaise Pascal, what would you wish for?”
(Question on Canvas)

“Thank you for asking us beforehand of planning, and we are looking forward to seeing what influence our ideas will have on the final design”
(Anonymous visitor)



Fig. 116 Word cloud of wishes for the area/ picture credit: Julia Gäckle

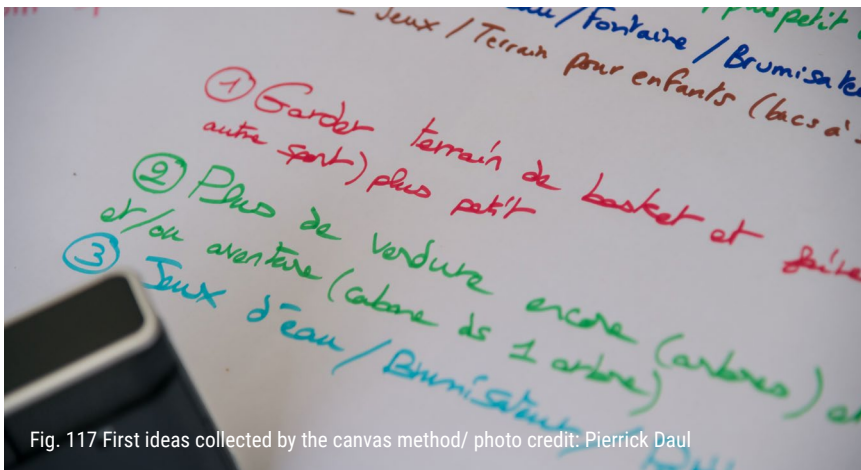


Fig. 117 First ideas collected by the canvas method/ photo credit: Pierrick Daul

At least 10 participants agreed that the place needs an area with water for more enjoyable use during the hot summers in Versailles. There was also great demand for relaxation spots- small, cosy places within the area.

Photovoice

The action was well received after explanation and initial hesitation. Participants first created the photos and then chose to associate it with one of the feelings from a list prepared for the exercise. This usually worked well, so that the feeling and the photo to some extent matched and were made understandable. There were some photos where the chosen feeling and the content of the photo did not fit together; in this case, the photo was only taken in the heat of the moment and a specific feeling was selected for the park.

„Interesting activity, I noticed many features, only through photographing, I deliberately photographed an evergreen planting - this inspires me and should be planned more in the park.”

(Anonymous participant)

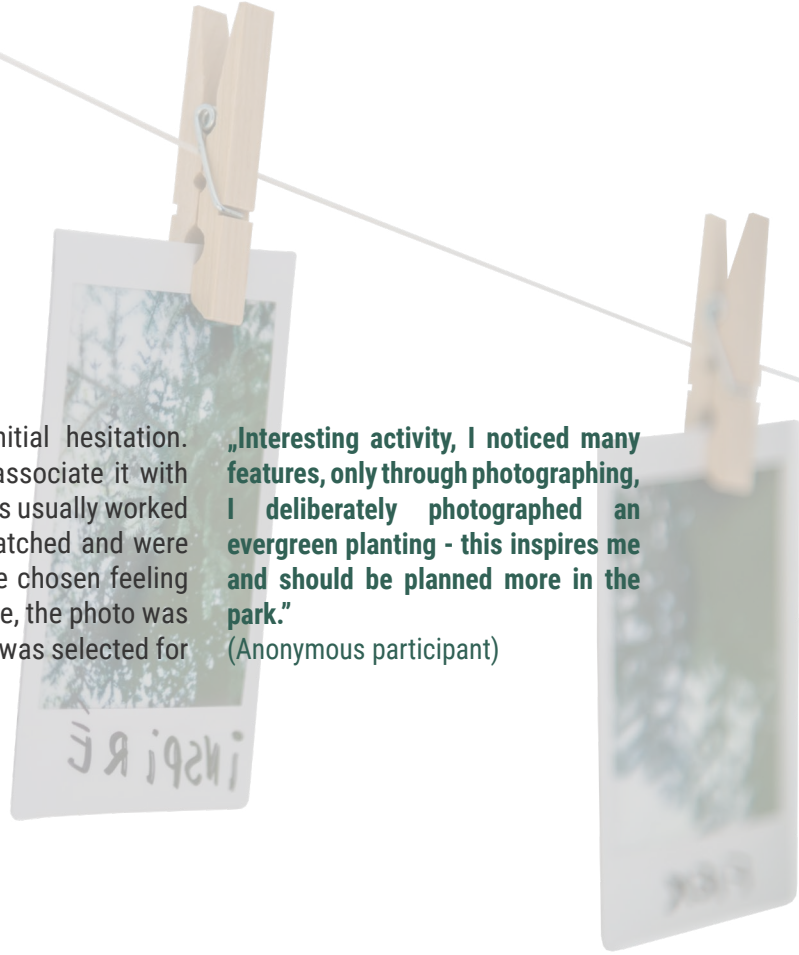


Fig. 118 Photographic expression/ photo credit: Pierrick Daul

Survey results

Main findings in Versailles

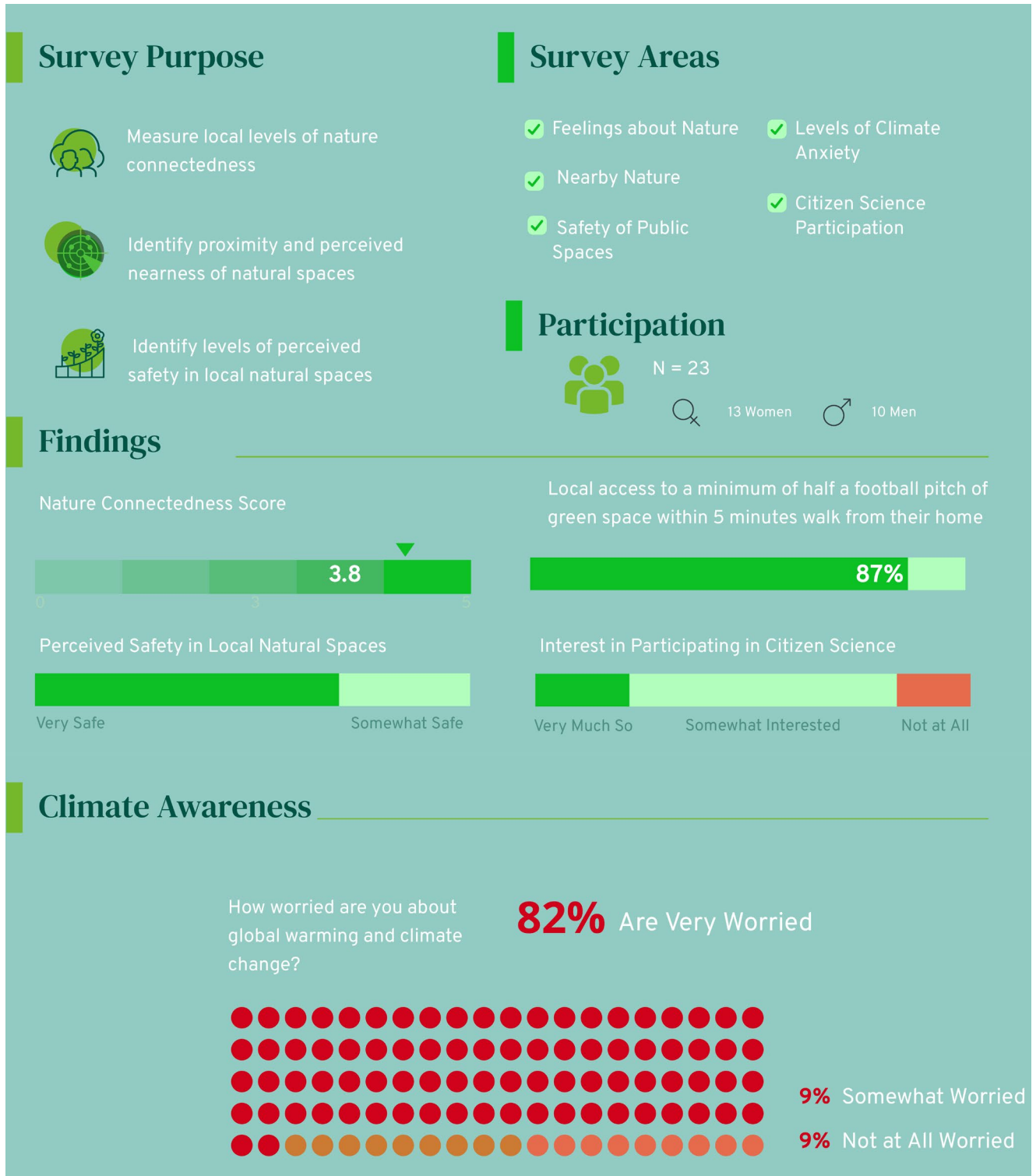


Fig. 119 Main findings of the survey/ credit: Tadhg Macintyre

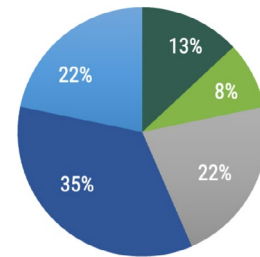
Survey results

Main findings in Versailles

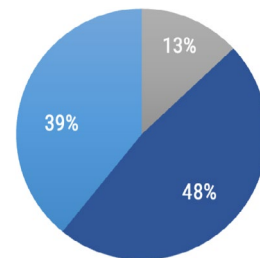
A total of 24 people participated and the average age was 40 - 54 years. From all 24 responses, the majority of 14 people (57%) agreed strongly or at least a little on a wilderness area to be their ideal vacation spot. The majority (87%) also indicated that they are thinking about how their actions are affecting the environment. 81% of the respondents considered their connection to nature as a part of their spirituality (at least a little). A dynamic contradictory finding was that regarding whether their relationship with nature was an important part of who they are, 35% agreed strongly 30% agreed only a little on that. Furthermore the majority agreed very much so that NBS helps nature and biodiversity. Another interesting result was that the most people here are worried about climate change: 83%!

Finally one other result should be highlighted here, because it shows that the city of Versailles has already quite a good net of green infrastructure: 87% of the people asked have access to greenery in their immediate environment (access to a minimum of 0.5 hectares).

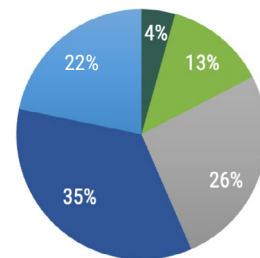
„My ideal vacation spot would be a remote, wilderness area“



„I always think about how my actions affect the environment“



„My connection to nature and the environment is a part of my spirituality“



- 1. Disagree strongly
- 3. Neither Agree nor Disagree
- 5. Agree Strongly
- 2. Disagree a little
- 4. Agree a little

Fig. 120 Survey results/ credit: Jannis Meul